

केंद्रीय विद्यालय रानाघाट

KENDRIYA VIDYALAYA RANAGHAT



विद्यालय तत्परता कार्यक्रम

SCHOOL READINESS PROGRAMME

2020-2021

नाम/ NAME - _____

कक्षा/CLASS - _____ विभाग/ SECTION- _____

Preface

Readiness is a state of receptiveness and the ability to receive. Children universally pass through identifiable stages of development. In each stage there are certain limitations and capacities to the child's potentiality of learning.

The development and skills to be attained have to be rooted in and correlated with the developmental stage of every child. Children under stress, anxiety and with different linguistic background are not ready for learning. Hence, the child may be readied for learning by making use of what she / he already knows

A teacher cannot make the child learn unless he/ she is ready to learn. The Teacher is, therefore, expected to make the child receptive to learning in general and then make her/ him ready to learn specific items in particular.

The School Readiness Programme is framed such that the child develops cognitive and motor skills and gets familiar with the school environment. It also helps the child to be physically fit.

Dear parents let us join hands to pull forward the cart of life of your precious child.

Wish your child the very best schooling ahead!!

Date : _____


My School



This is my school

My school's name is Kendriya Vidyalaya, **RANAGHAT**

Children now trace and colour the picture of school.



Date: _____

He is our Principal

Shri **S. RAJAK**



My Class teacher

My Hindi Teacher

My English Teacher

My Math and EVS Teacher

MS. BUSHRA

MR. ANKIT BHARGAV

MR. SAROJ PRADHAN



Note to Teachers: Teacher will introduce the Principal, and other teachers of the school.


Date: _____

CLASS PRAYER

हे भगवान ! तुझे प्रणाम,
तेरे बच्चे हम हो सच्चे
पढ़ेंगे लिखेंगे , योग्य बनेंगे
काम करेंगे, नहीं डरेंगे
नित्य बढ़ेंगे , बढ़े चलेंगे
हे भगवान , दो वरदान
पढ़ हम बने महान ।



**Thank you God for this new day
In my school to work and play
Please be with us all day long
In every story, game and song
May all the happy things we do
Give us strength and Joy too.**



Visiting the school campus.....

Note: Teacher will take the children around the school campus and make them aware of the different places.



Date: _____

Greeting the teacher and the friends.

नमस्ते HELLO HAI

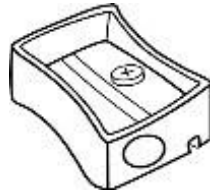
GOOD MORNING GOOD DAY

GOOD AFTERNOON GOOD EVENING

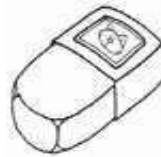


Date _____

Things I must carry to school



Circle the things which you carry in your school bag



Draw few things which you see in your classroom

Date: _____

Rhymes

See the car go, Whiz, zing by, Beep, beep, beep, beep, beep, beep, beep, That's like mine.

See the bus go, Rolling by, Stop for all the people, Get on board.


See the truck go, Down the street, Petrol and freight trucks, Tankers and milk trucks, On their way.

Watch the auto go, Buzzing by, Taking all the people, Here and there.

See the bicycle go, Pedaling by, Won't you take me with you, For a ride.

Watch the scooter go, Quickly by, Off to do some business, There it goes.

Its tracing time now.....



Note: Teacher will teach the rhyme to the children

Date: _____

GOOD MANNERS



Now read and colour the golden words learnt

sorry please

Thank you कृपया

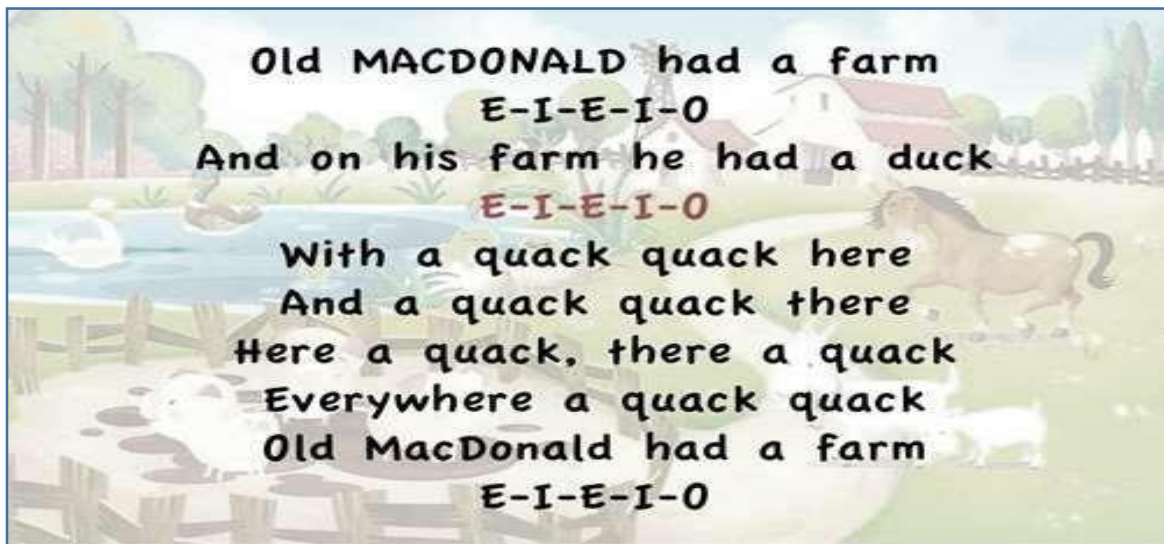
Excuse me

धन्यवाद


क्षमा कीजिए

Note-Teacher will conduct an activity, giving situation to the children

Date: _____



Colour the farm animals of uncle old mac Donald



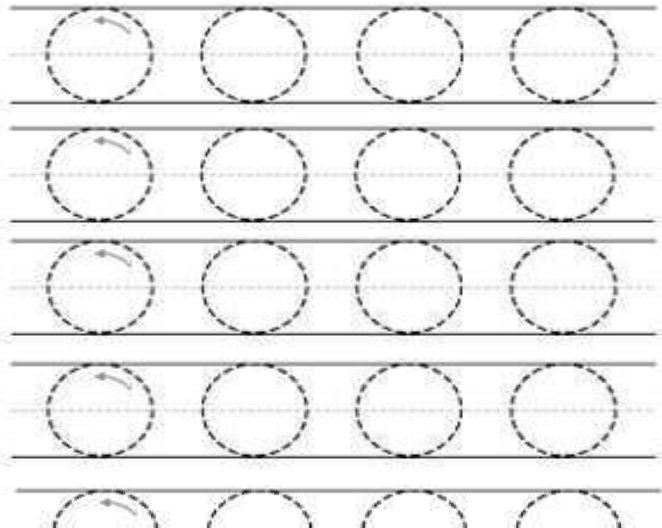
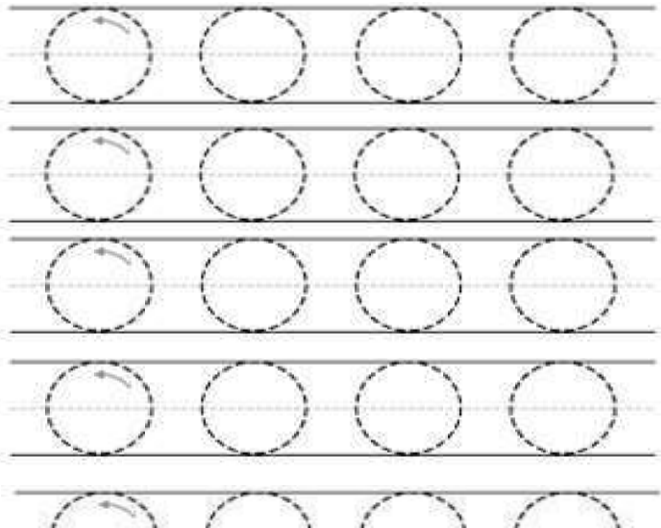




Date: _____

Trace the given line:




Date _____

Trace the curves..




Date _____




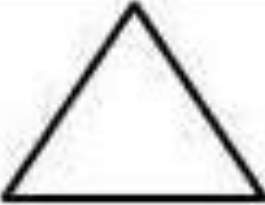











Come on children lets scribble clockwise and anti-clockwise

A large empty rectangular box divided into two horizontal sections by a single horizontal line. The top section is approximately 45% of the total height, and the bottom section is approximately 55%. The box is intended for children to scribble clockwise and anti-clockwise.

Note: Teacher will guide the children to scribble clockwise and antilock wise

Date _____

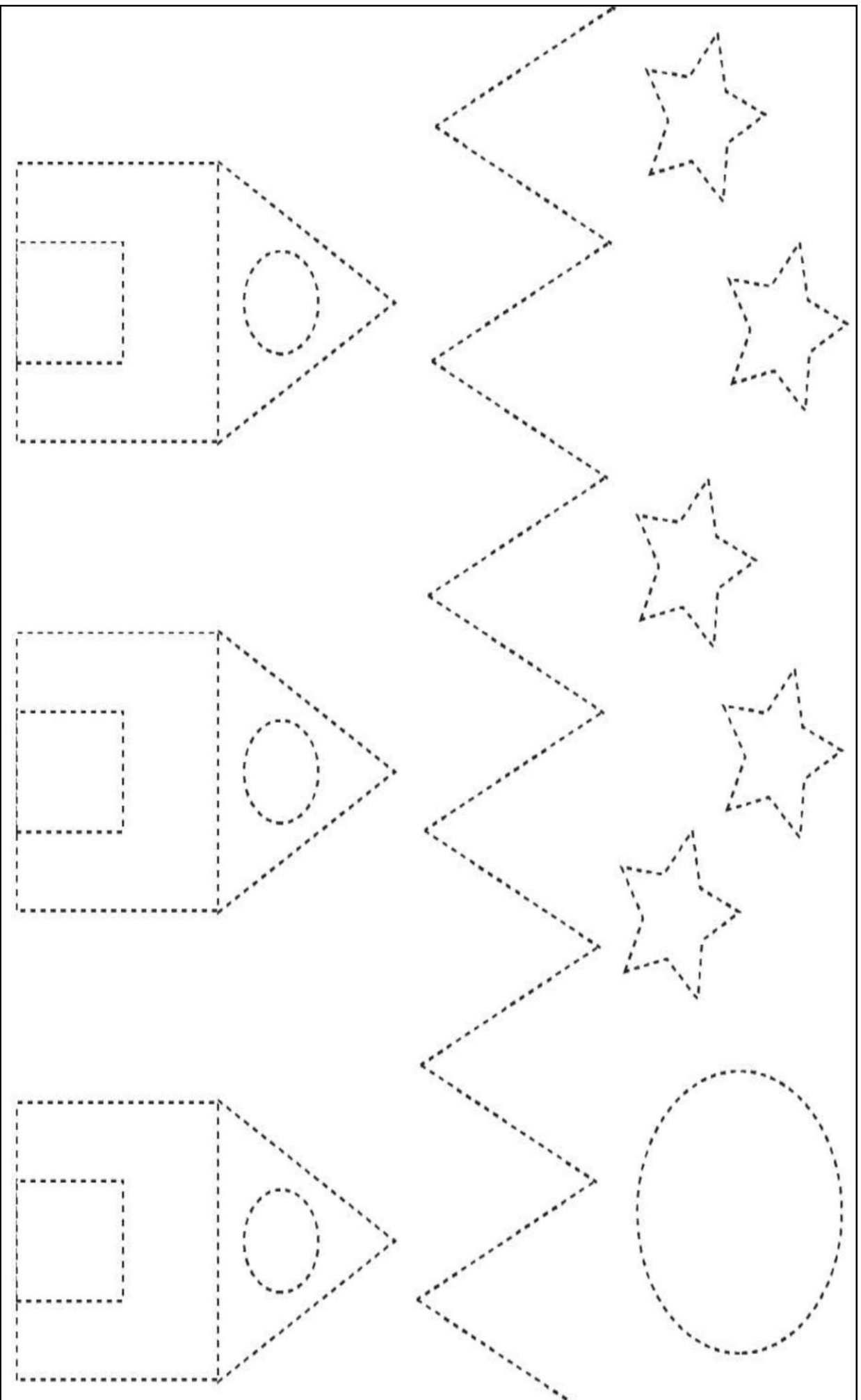


Note :Teacher will teach the rhyme to the children and also show the different shapes.


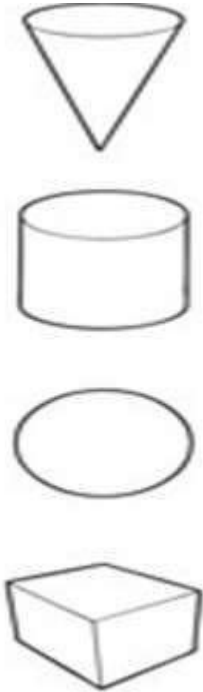
Trace and colour the shapes in the picture

Date _____




Date: _____

Match the shapes with the objects:



Shape Maze

Colour the  to find the burrow of the Rabbit



Date: _____



अ आ इ ई
उ ऊ ऋ ॠ
ए ऐ ओ औ
अं अः

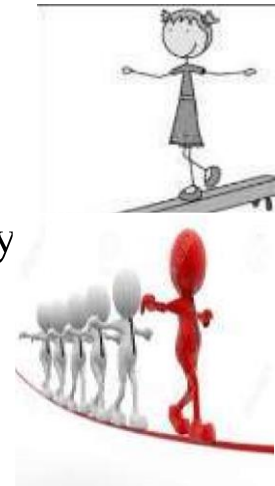
Note: Teacher will teach the rhyme and also help the children to colour the Hindi letters.

Date _____

Outdoor:

The children will be taken out for the following activity

- Balance Walk- On Brick
- Playing in park
- Nature walk



Be kind and helpful to every one.

Play safely  **Wait for your turn** 

One person at a time on the slide or swing.  **Be respectful and polite while playing** 







  

Take care of your park while playing


Come on kiddies... Let's draw few things that you saw outside.

Date _____

Good Habits

 <p>Take bath everyday</p>	 <p>Brush your teeth twice a day</p>
 <p>Wash your hands.</p>	 <p>Eat healthy food</p>
 <p>Get enough sleep.</p>	 <p>Do excercise everyday</p>

Who needs what?



The matching exercise consists of several circular icons. A line connects the girl's face icon to the comb icon. Other icons include: a shower, a plate of fruit, a girl brushing her teeth, a comb, a pair of scissors, a bar of soap, a girl's face, a tube of toothpaste, and a boy eating healthy food.

Date: _____

Numbers

One two get to school



Three four score more

Five six play with sticks



Seven Eight not to fight

Nine ten back to home.



1	1	1	1	1	1	1
2	2	2	2	2	2	2
3	3	3	3	3	3	3
4	4	4	4	4	4	4
5	5	5	5	5	5	5
6	6	6	6	6	6	6
7	7	7	7	7	7	7
8	8	8	8	8	8	8
9	9	9	9	9	9	9
10	10	10	10	10	10	10

Date : _____

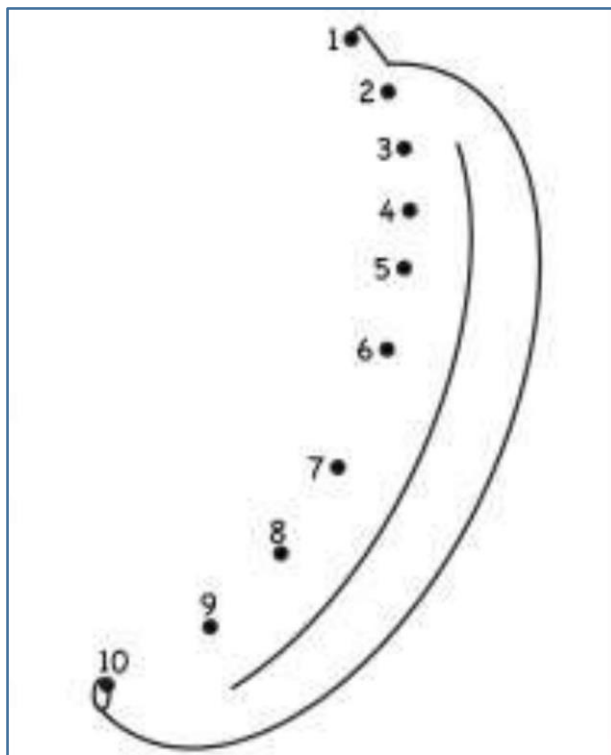
1 to 10

Number Sequence Maze


Follow the correct number sequence to help the Rabbit to find his food

9	3	6	1		
4	2	5	2		
7	0	2	3	4	5
5	8	4	8	7	6
	10	9	2	9	
	7	4	8	4	

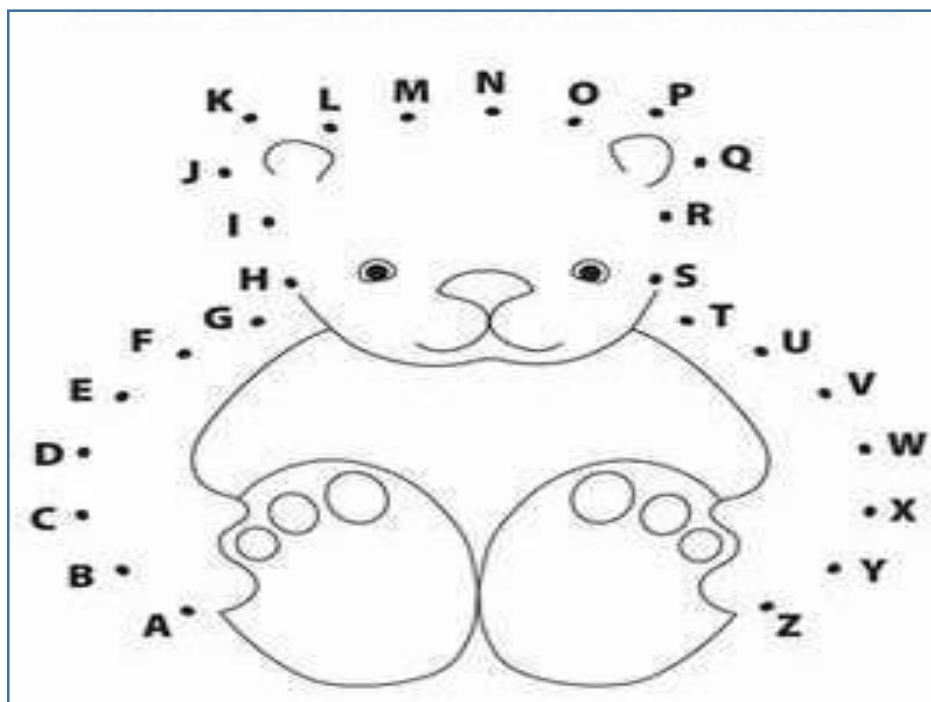
DOT To DOT



Date :- _____ A to Z lets trace




A To Z























Date: _____

FOLLOW THE COLOUR KEY AND COMPLETE THE TURKEY



- 1 BROWN
- 2 ORANGE
- 3 GREEN
- 4 PURPLE
- 5 Yellow
- 6 RED

Circle the picture that is different.

Date: _____

Cleanliness in My class






Teacher will start the class with the Rhyme BITS OF PAPER.....




- Avoid scribbling on the wall
- Put trash in the bin
- Place your things in order
- Fix your chair in a proper place
- Avoid spilling the food



Classroom Rules

	Walk in the classroom.
	Be kind to your classmates.
	Listen to the teacher.
	Stay in your seat.
	Raise your hand to talk.
	Use your quiet voice.

Date: _____ FINGER PRINTING



Come on kiddies let get set go for finger printing.....

Date: _____

दिनांक: _____

आओ पढ़ें ।




दिनांक-_____

सुनो कहानी.....

लालची कुत्ता

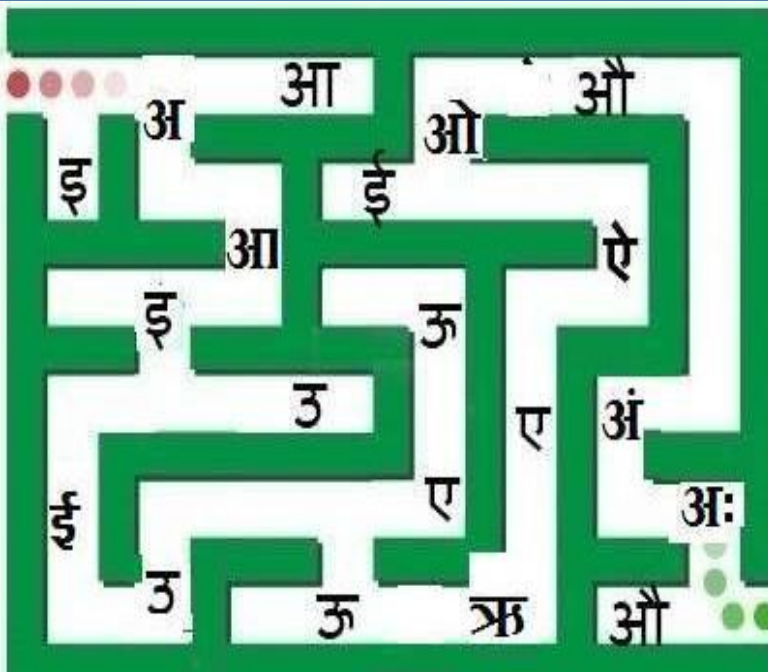
एक बार एक कुत्ते को बहुत जोर से भूख लगी थी । तभी उसे एक रोटी मिली । वह उस रोटी का पूरा आनंद लेना चाहता था । इसलिए वह उसे शान्ति में बैठकर खाने की इच्छा से रोटी को अपने मुँह में दबाकर नदी की ओर चल दिया । नदी पर एक छोटा पुल था । जब कुत्ता नदी पार कर रहा था, तभी उसे पानी में अपनी परछाई दिखाई दी । उसने अपनी परछाई को दूसरा कुत्ता समझा और उसकी रोटी छीनना चाहा ।



रोटी छीनने के लिए उसने भौंकते हुए नदी में छलाँग लगा दी । मुँह खोलते ही उसके मुँह की रोटी नदी के जल में गिरकर बह गयी और लालची कुत्ता भूखा ही रह गया । इसलिए कहा गया है कि हमें लालच नहीं करना चाहिये ।

रास्ता ढूँढो

स्वर के क्रम में परी को परीलोक ले चलो



वर्णमाला

पढ़ो और लिखो-

व्यंजन

रंग भरो-



कबूतर

क क क क क क

क



खरगोश

ख ख ख ख ख ख

ख



गमला

ग ग ग ग ग ग

ग



घड़ी

घ घ घ घ घ घ

घ



ङ


ङ ङ ङ ङ ङ ङ

ङ

क क ख ख ग ग घ घ ङ ङ

Date: _____

Find the same



Date: _____

Story Time



Let us read.



One hot day, Dolly Dove was flying in the sky. She was looking for food.

Dolly Dove saw Ary Ant in the river. He could not swim.



Dolly Dove dropped a leaf into the river. She wanted to save Ary Ant.



He moved towards the leaf. The leaf carried Ary Ant to the ground.

Ary Ant saw a hunter. The hunter aimed his gun at Dolly Dove. Ary Ant bit the hunter. The hunter cried "Oouch"!



Ary Ant saved Dolly Dove. Dolly Dove thanked Ary Ant and flew away.

Moral of the story: Kindness is repaid with kindness.

दिनांक _____

पढ़ो और लिखो-

रंग भरो-



टमाटर

ट ट ट ट ट ट

ट



ठेरा

ठ ठ ठ ठ ठ ठ

ठ



डमरू

ड ड ड ड ड ड

ड



ढोलक

ढ ढ ढ ढ ढ ढ

ढ



ण

ण ण ण ण ण ण

ण

ट ट ठ ठ ड ड ढ ढ ण ण

दिनांक _____

पढ़ो और लिखो-

रंग भरो-



तरबूज

त त त त त त

त



थरमस

थ थ थ थ थ थ

थ



दवात

द द द द द द

द



धनुष

ध ध ध ध ध ध

ध



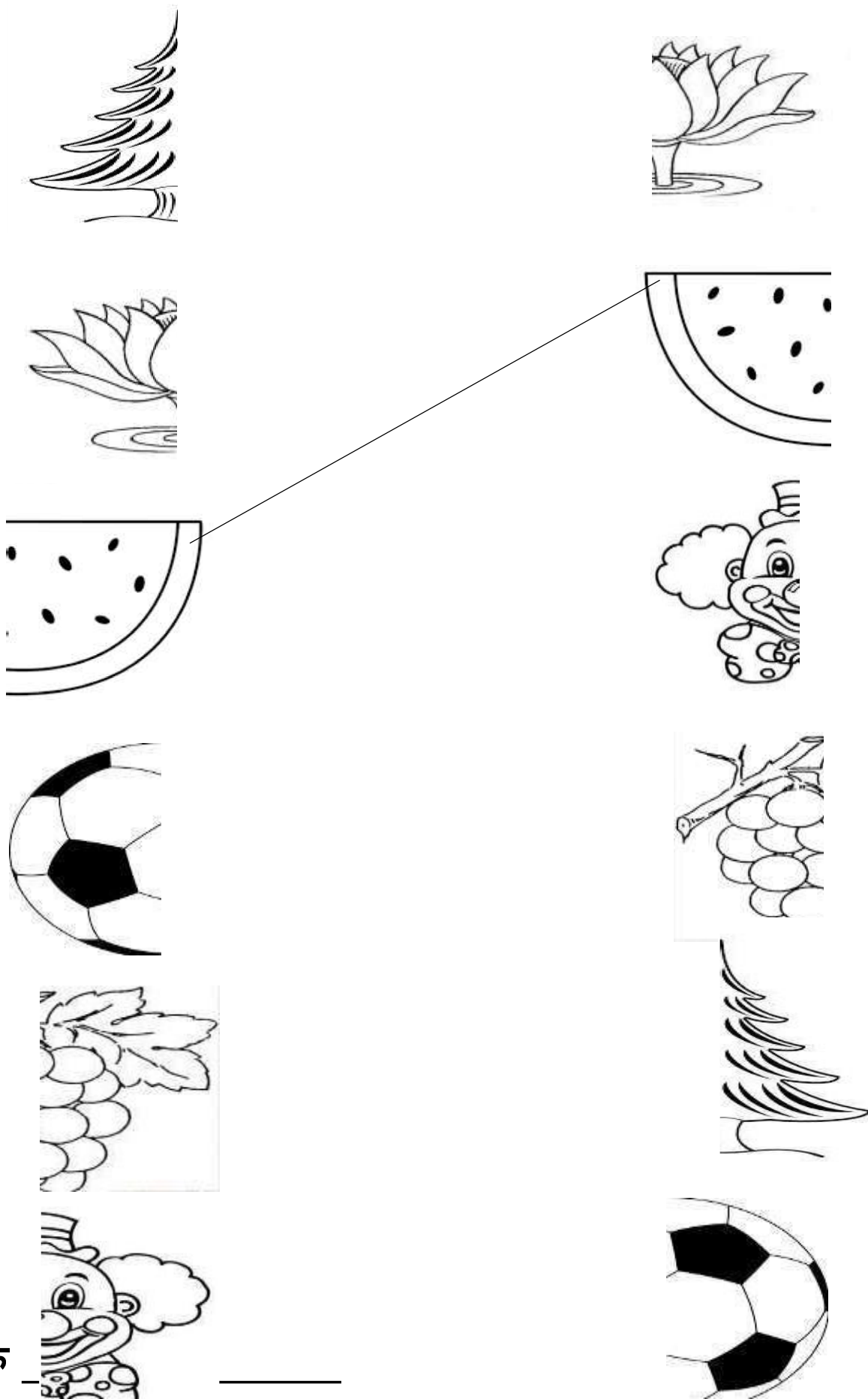
नल

न न न न न न

न

त त थ थ द द ध ध न न




Date : _____ Join the two Halves



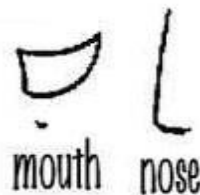
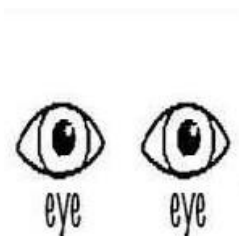
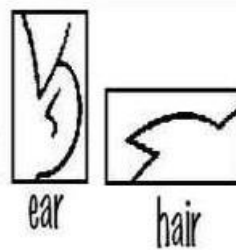
दिनांक _____

Date : _____

Let's sing together

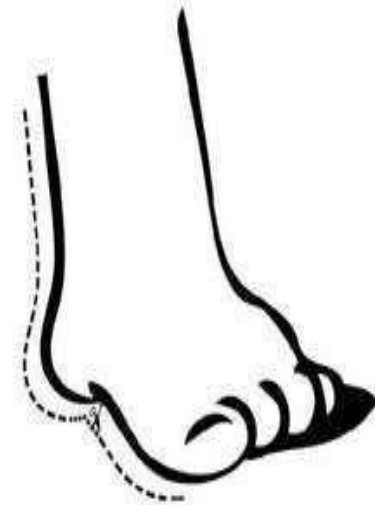
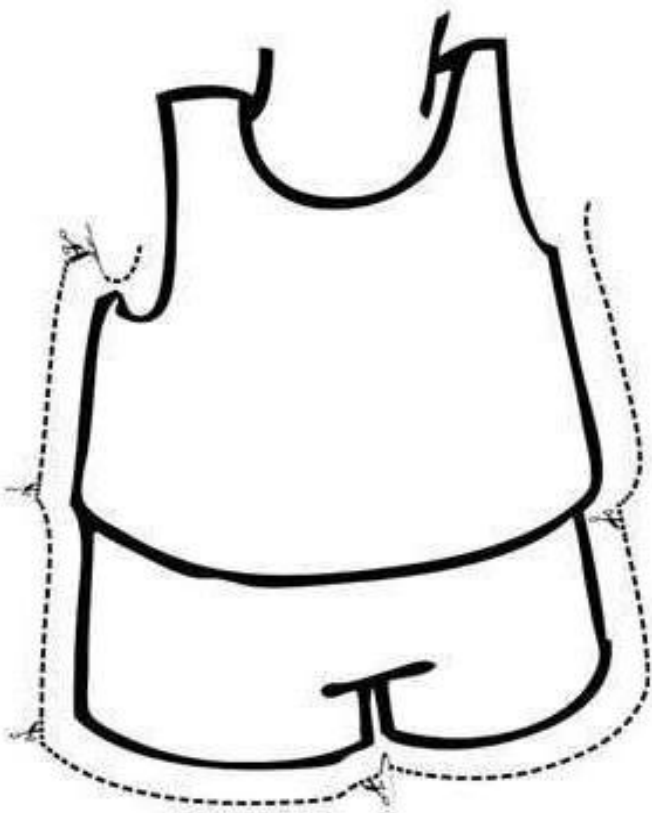
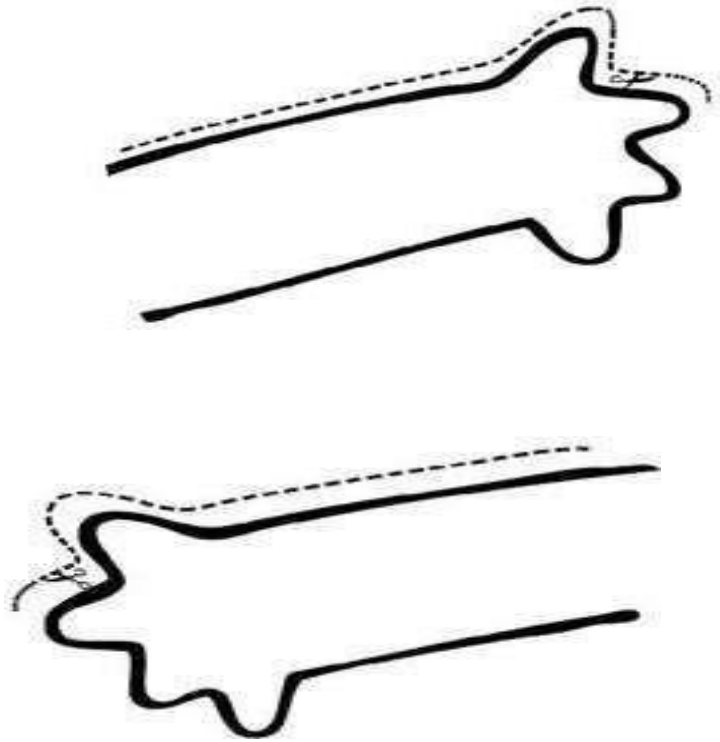
<p>Head, Shoulders, Knees and Toes</p>  <p>Head, shoulders, knees and toes, knees and toes Head, shoulders, knees and toes, knees and toes and eyes and ears and mouth and nose, Head, shoulders, knees and toes, knees and toes!</p> <p><i>(Place both hands on parts of body as they are mentioned. Speed up during the second time and get faster with each verse.)</i></p>	<p>HEAD, SHOULDERS, KNEES AND TOES</p>  <p>...and EYES, and EARS, and MOUTH, and NOSE</p> 
--	--

Complete the face of the boy.....



Date: _____

Cut and glue the body parts correctly in space provided



Space For pasting

पढ़ो और लिखो-

रंग भरों-



शलगम

श	श	श	श	श	श

श



षट्कोण

ष	ष	ष	ष	ष	ष

ष



सपेरा

स	स	स	स	स	स

स



हल



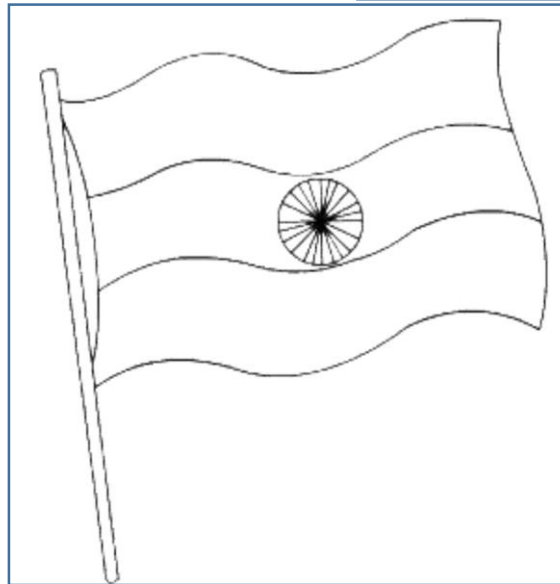


ह	ह	ह	ह	ह	ह

ह

श							
ष							
स							
ह							

Date _____

My Country- India



Note:- Teacher will tell about the national symbols

पढ़ो और लिखो-

रंग भरो-



क्षत्रिय

क्ष क्ष क्ष क्ष क्ष क्ष

क्ष



त्रिशूल

त्र त्र त्र त्र त्र त्र

त्र



ज्ञानी

ज्ञ ज्ञ ज्ञ ज्ञ ज्ञ ज्ञ

ज्ञ



श्रमिक

श्र श्र श्र श्र श्र श्र

श्र



सड़क

ड़ ङ ङ ङ ङ ङ ङ

ड़



पढ़ाई

ढ़ ढ ढ ढ ढ ढ

ढ़





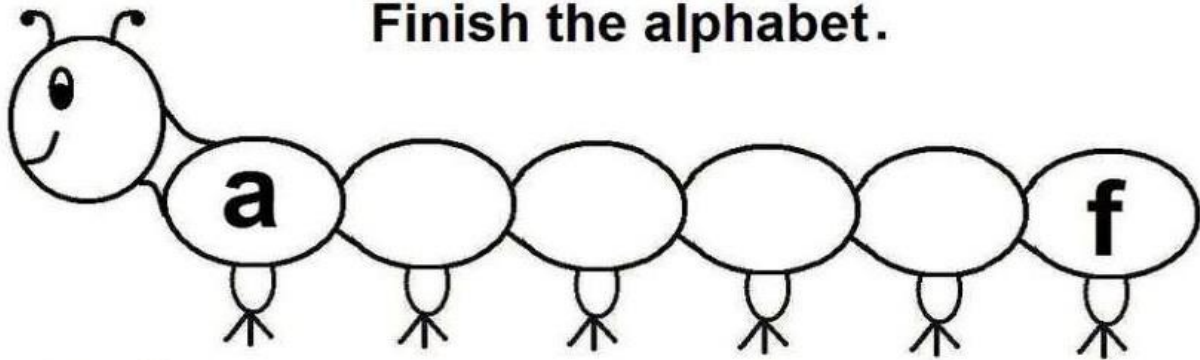
Date: _____

Fill in the letters.

A		C		E
F		H		J
K		M		O
P		R		T
U		W		Y
		Z		


Date: _____

Finish the alphabet.



Date: _____

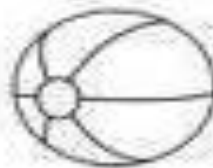
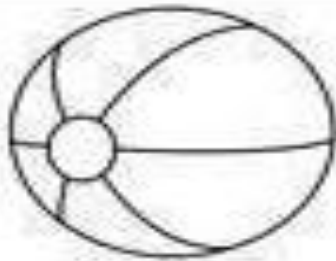
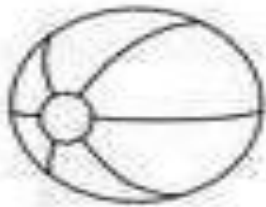
Help Lily to reach her grandma



Note:- Teacher can develop the speaking ability by asking few questions based on the picture.



Date: _____

Circle/Colour the Biggest





Date : _____

Find the differences



SPOT 5 DIFFERENCES!



Let's all sing together.....

Kendriya Vidyalaya Here we come.....

(Tune : Twinkle Twinkle little star)

Kendriya Vidyalaya here we come!

We know we'll have lots of fun.

Lots of things to make and do

Reading ,Writing, Counting, too.

Kendriya Vidyalaya, here we come!

We know we'll have lots of fun.





Play,
Learn



and

Grow...



Together!

